

Youth Employment Program 2018-2019 Summary

Summary of Barriers among 23 participants

Out of 23 participants enrolled during the 2018-19 year, 100% were basic skills deficient in at least one subject. The youth served had one or more of the following barriers: disability, poor work history, dropped out of high school, parenting, foster youth and/or homeless.

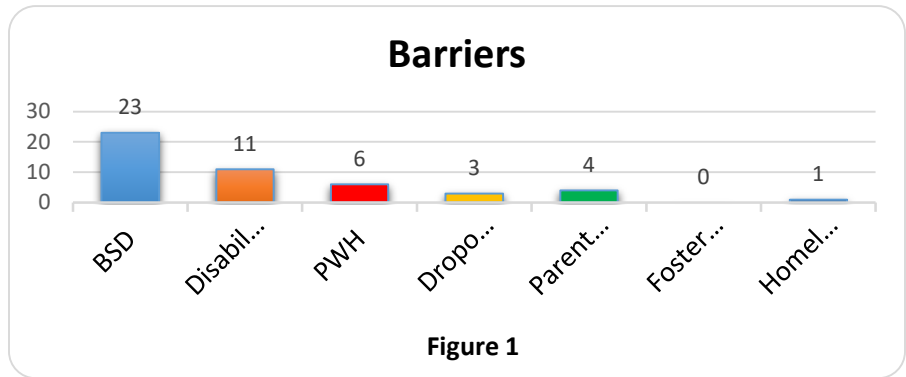


Figure 1

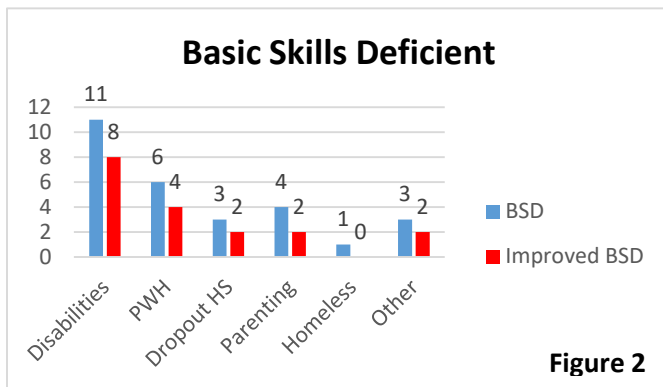


Figure 2

Improved Basic Skills

64% of participants (14 out of 22) identified as Basic Skills Deficient have increased their Literacy or Numeracy skills. Out of 22 participants BSD in Numeracy, 64% (14 youth) of them improved. In Literacy, 41% (7 out of 17 youth) improved.

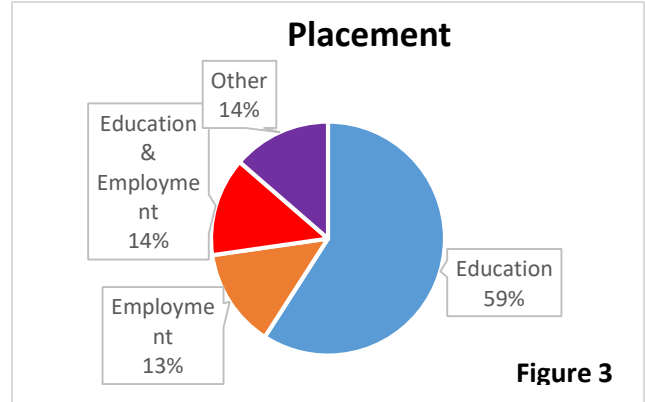


Figure 3

Placements

Out of 22 participants, 86% are either employed, enrolled in school or both. Figure 3 displays the placement breakdown of all 22 participants. Sixteen participants are currently attending post-secondary education and studying towards their career goal (Ex. Education/Teaching, Childcare, Nursing, Animation, and Social Work).

2019-2020 Summary

Summary of Barriers among current enrollments.

Target goal: 26 youth.

Since the start of the new program year we have enrolled 8 youth and carried over 2 participants from 2018-2019 PY. One of the two youth is close to completing their Child Care Worker certificate. The second youth needs further assistance with the successful transition into post-secondary education. The youth served have one or more of the following barriers: disability, poor work history, dropped out of high school, parenting, foster youth and/or homeless.

Outreach efforts to recruit foster youth: Foster Youth College and Career Fair (August 3rd), Orange County Social Services Agency – Transitional Planning Services Program.

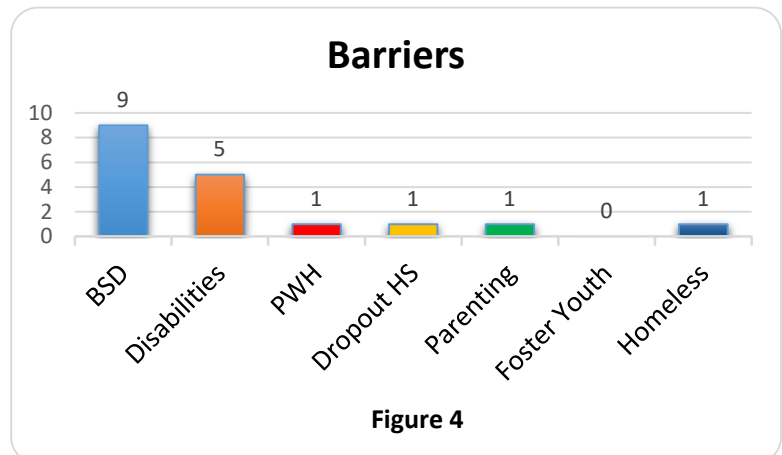


Figure 4